


2020
Go together
Get Tomorrow

Dong-Ah Geological Engineering Co., Ltd.

2020 Results

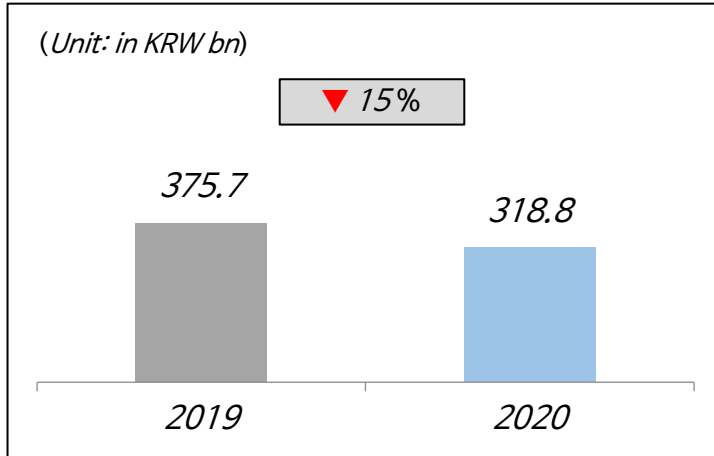




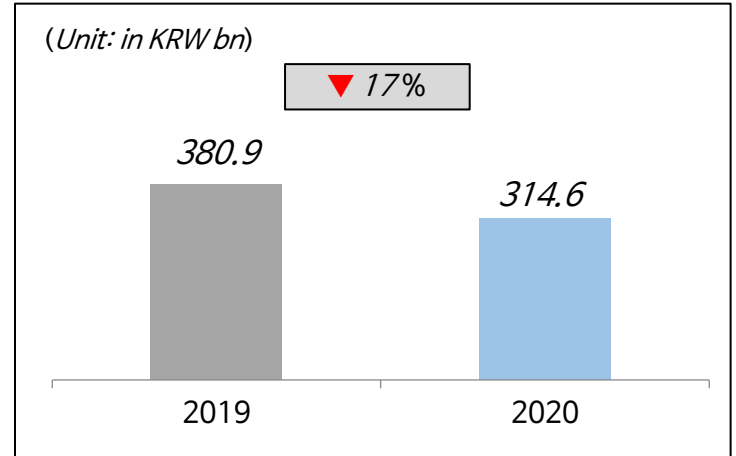
Contents

- 1 **2020 RESULTS**
- 2 **NEW ORDERS & CONTRACTS BALANCE**
- 3 **FINANCIAL STATEMENTS**

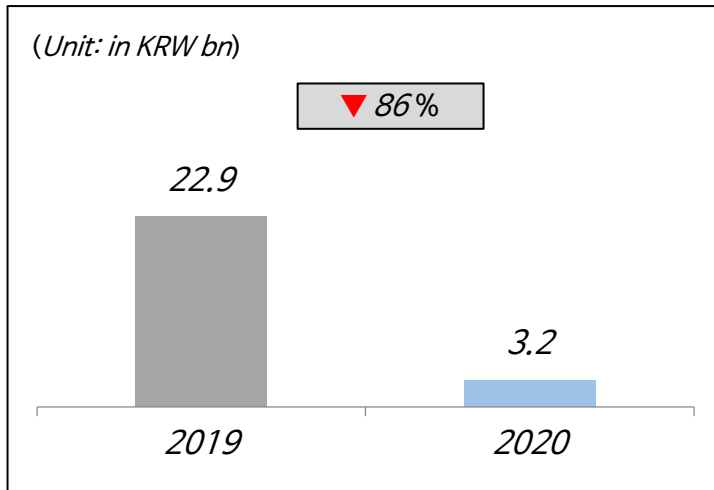
■ **NEW ORDERS**



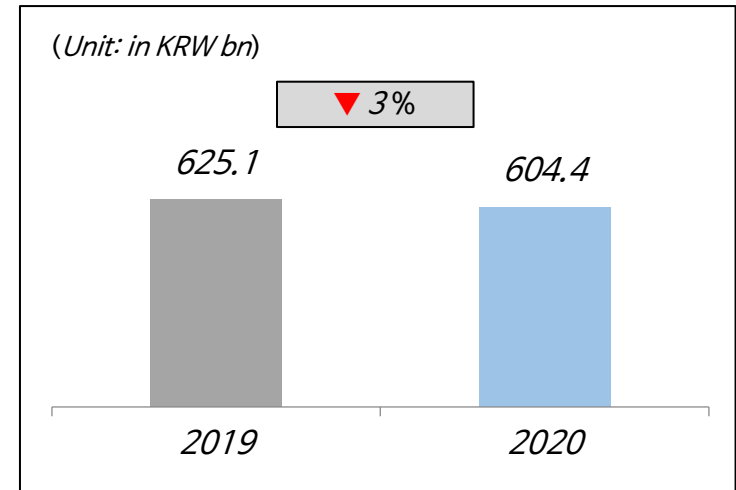
■ **SALES**



■ **OPERATING PROFIT**



■ **CONTRACTS BALANCE**



NEW ORDERS

(Unit: in KRW bn)

DIVISION	2018	2019	2020
DOMESTIC	222	100	178
OVERSEAS	227	275	140
TOTAL	449	375	318

CONTRACTS BALANCE

(Unit: in KRW bn)

DIVISION	2018	2019	2020
DOMESTIC	422	296	316
OVERSEAS	208	329	288
TOTAL	630	625	604

DIVISION	2018	2019	2020
TBM	134	25	116
Ground Improvement	253	297	137
Others	62	53	65
TOTAL	449	375	318

DIVISION	2018	2019	2020
TBM	189	77	107
Ground Improvement	204	342	299
Others	237	206	198
TOTAL	630	625	604

(Unit: in KRW bn, except per share)

<i>ACCOUNT</i>	<i>2018</i>	<i>2019</i>	<i>2020</i>
<i>TOTAL ASSETS</i>	<i>284</i>	<i>322</i>	<i>334</i>
<i>CURRENT ASSETS</i>	<i>210</i>	<i>218</i>	<i>243</i>
<i>NON-CURRENT ASSETS</i>	<i>74</i>	<i>104</i>	<i>91</i>
<i>TOTAL LIABILITIES</i>	<i>110</i>	<i>128</i>	<i>143</i>
<i>CURRENT LIABILITIES</i>	<i>109</i>	<i>127</i>	<i>136</i>
<i>NON-CURRENT LIABILITIES</i>	<i>1</i>	<i>1</i>	<i>7</i>
<i>TOTAL EQUITY</i>	<i>174</i>	<i>194</i>	<i>191</i>
<i>SHARE CAPITAL</i>	<i>5.7</i>	<i>5.7</i>	<i>5.7</i>
<i>DEBT RATIO</i>	<i>63%</i>	<i>66 %</i>	<i>75%</i>
<i>SALES</i>	<i>361</i>	<i>381</i>	<i>315</i>
<i>OPERATING PROFIT</i>	<i>26.1</i>	<i>22.9</i>	<i>3.2</i>
<i>NET INCOME</i>	<i>18.7</i>	<i>19.0</i>	<i>20.4</i>
<i>EARNINGS PER SHARE</i>	<i>₩ 1,658</i>	<i>₩ 1,686</i>	<i>₩ 181</i>

2020
Go together
Get Tomorrow

<http://www.dage.co.kr>

